

---

---

**UNITED STATES  
SECURITIES AND EXCHANGE COMMISSION**  
Washington, D.C. 20549

---

**FORM 8-K**

---

**CURRENT REPORT**

**Pursuant to Section 13 OR 15(d) of The  
Securities Exchange Act of 1934**

**September 9, 2013  
Date of Report (Date of earliest event reported)**

---

**THE PNC FINANCIAL SERVICES GROUP, INC.**

(Exact name of registrant as specified in its charter)

---

Commission File Number 001-09718

**Pennsylvania**  
(State or other jurisdiction  
of incorporation)

**25-1435979**  
(I.R.S. Employer  
Identification No.)

**One PNC Plaza  
249 Fifth Avenue  
Pittsburgh, Pennsylvania 15222-2707**  
(Address of principal executive offices, including zip code)

**(412) 762-2000**  
(Registrant's telephone number, including area code)

**Not Applicable**  
(Former name or former address, if changed since last report)

---

Check the appropriate box below if the Form 8-K filing is intended to simultaneously satisfy the filing obligation of the registrant under any of the following provisions:

- Written communications pursuant to Rule 425 under the Securities Act (17 CFR 230.425)
- Soliciting material pursuant to Rule 14a-12 under the Exchange Act (17 CFR 240.14a-12)
- Pre-commencement communications pursuant to Rule 14d-2(b) under the Exchange Act (17 CFR 240.14d-2(b))
- Pre-commencement communications pursuant to Rule 13e-4(c) under the Exchange Act (17 CFR 240.13e-4(c))
- 
-

---

**Item 2.02 Results of Operations and Financial Condition.**

On September 9, 2013, William S. Demchak, President and Chief Executive Officer of The PNC Financial Services Group, Inc. (the "Corporation") discussed business performance and strategy at the Barclays Global Financial Services Conference in New York City. This presentation was accompanied by a series of electronic slides that included information pertaining to the financial results and business strategies of the Corporation. A copy of these slides and related material is included in this report as Exhibit 99.1 and is furnished herewith.

**Item 9.01 Financial Statements and Exhibits.**

(d) Exhibits. The exhibit listed on the Exhibit Index accompanying this Form 8-K is furnished herewith.

---

**SIGNATURE**

Pursuant to the requirements of the Securities Exchange Act of 1934, the registrant has duly caused this report to be signed on its behalf by the undersigned hereunto duly authorized.

**THE PNC FINANCIAL SERVICES GROUP, INC.**

*(Registrant)*

Date: September 9, 2013

By: /s/ Gregory Kozich

Gregory H. Kozich

*Senior Vice President and Controller*

---

**EXHIBIT INDEX**

<u>Number</u>	<u>Description</u>	<u>Method of Filing</u>
99.1	Electronic presentation slides and related material for the Barclays Global Financial Services Conference in New York City on September 9, 2013.	Furnished herewith

The PNC Financial Services Group, Inc.

---

Barclays Global Financial Services  
Conference

September 9, 2013



# Cautionary Statement Regarding Forward-Looking Information and Adjusted Information

This presentation includes “snapshot” information about PNC used by way of illustration. It is not intended as a full business or financial review and should be viewed in the context of all of the information made available by PNC in its SEC filings. The presentation also contains forward-looking statements regarding our outlook for earnings, revenues, expenses, capital levels and ratios, liquidity levels, asset levels, asset quality, financial position, and other matters regarding or affecting PNC and its future business and operations. Forward-looking statements are necessarily subject to numerous assumptions, risks and uncertainties, which change over time. The forward-looking statements in this presentation are qualified by the factors affecting forward-looking statements identified in the more detailed Cautionary Statement included in the Appendix, which is included in the version of the presentation materials posted on our corporate website at [www.pnc.com/investorevents](http://www.pnc.com/investorevents) and in our SEC filings. We provide greater detail regarding these as well as other factors in our 2012 Form 10-K and our 2013 Form 10-Qs, including in the Risk Factors and Risk Management sections and in the Legal Proceedings and Commitments and Guarantees Notes of the Notes To Consolidated Financial Statements in those reports, and in our subsequent SEC filings. Our forward-looking statements may also be subject to other risks and uncertainties, including those we may discuss in this presentation or in SEC filings, accessible on the SEC’s website at [www.sec.gov](http://www.sec.gov) and on PNC’s corporate website at [www.pnc.com/secfilings](http://www.pnc.com/secfilings). We have included web addresses in this presentation as inactive textual references only. Information on these websites is not part of this presentation. Future events or circumstances may change our outlook and may also affect the nature of the assumptions, risks and uncertainties to which our forward-looking statements are subject. Forward-looking statements in this presentation speak only as of the date of this presentation. We do not assume any duty and do not undertake to update those statements. Actual results or future events could differ, possibly materially, from those anticipated in forward-looking statements, as well as from historical performance.

In this presentation, we may sometimes refer to adjusted results to help illustrate the impact of certain types of items. This information supplements our results as reported in accordance with GAAP and should not be viewed in isolation from, or as a substitute for, our GAAP results. We believe that this additional information and the reconciliations we provide may be useful to investors, analysts, regulators and others to help evaluate the impact of these respective items on our operations. We may also provide information on the components of net interest income (purchase accounting accretion and the core remainder), on pretax pre-provision earnings (total revenue less noninterest expense) and on tangible book value per share (calculated as book value per share less total intangible assets, other than servicing rights, per share). Where applicable, we provide GAAP reconciliations for such additional information, including in the slides, the Appendix and/or other slides and materials on our corporate website at [www.pnc.com/investorevents](http://www.pnc.com/investorevents) and in our SEC filings. We may also use annualized, proforma, estimated or third party numbers for illustrative or comparative purposes only. These may not reflect actual results.

This presentation may also include discussion of other non-GAAP financial measures, which, to the extent not so qualified therein or in the Appendix, is qualified by GAAP reconciliation information available on our corporate website at [www.pnc.com](http://www.pnc.com) under “About PNC–Investor Relations.”

# Expanding our Leading Franchise



	June 30, 2013	U.S. Rank <sup>(1)</sup>
Deposits	\$212B	7 <sup>th</sup>
Assets	\$304B	7 <sup>th</sup>
Branches	2,780	4 <sup>th</sup>
ATMs	7,335	3 <sup>rd</sup>

## Retail Banking

Footprint covering nearly half of the U.S. population

## BlackRock

A leader in investment management, risk management and advisory services worldwide

## Asset Management

A top 10 U.S. bank-held wealth manager

## Corporate & Institutional

A leader in serving middle-market, large corporate, government and non-profit entities

## Residential Mortgage

National distribution capabilities and enhanced brand recognition

(1) Rankings source: SNL DataSource; Holding companies (for assets) or Banks (for deposits, branches and ATMs) headquartered in U.S. Assets rank excludes Morgan Stanley and Goldman Sachs.

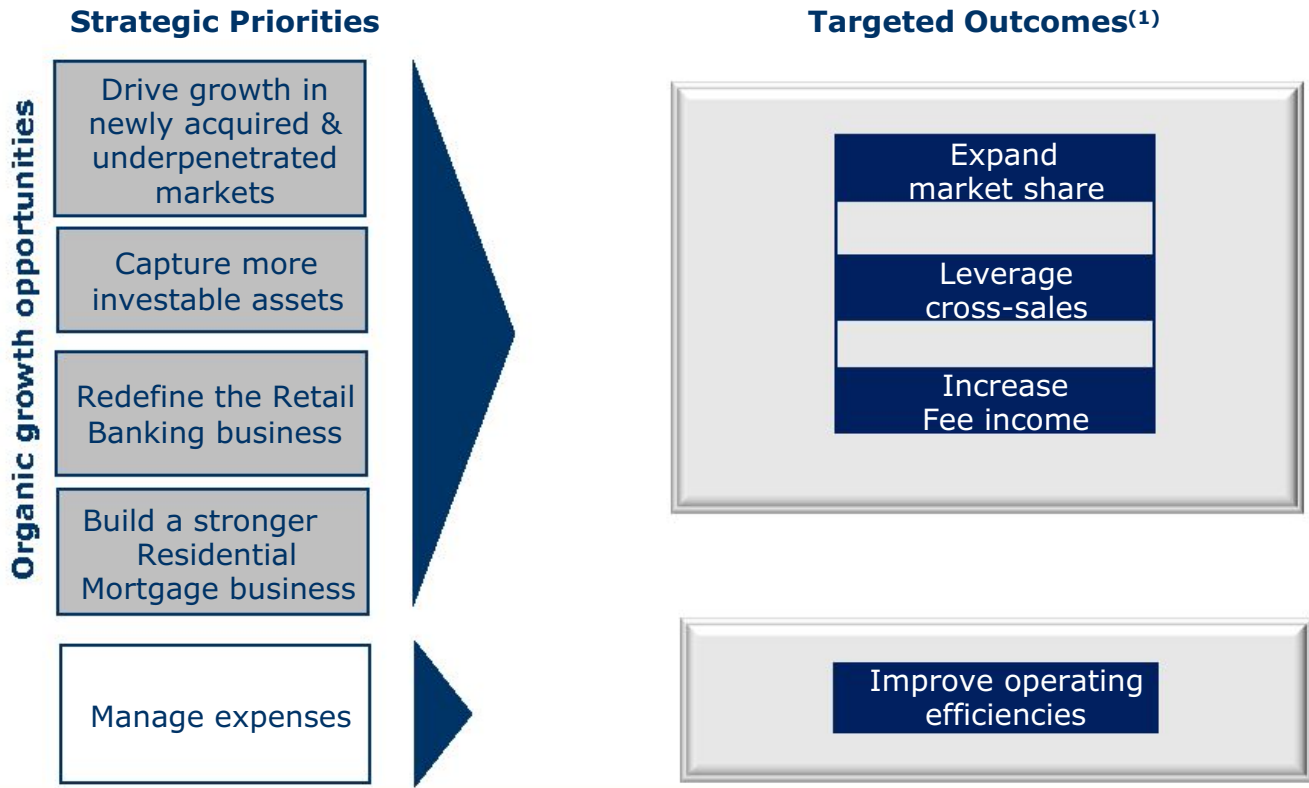
## Today's Discussion

- ▶ Enhancing shareholder value through focused execution of strategic priorities
- ▶ Demonstrated progress on strategic priorities
- ▶ Stronger capital position – greater flexibility for capital returns

PNC Is Well-Positioned to Continue to Create Shareholder Value.



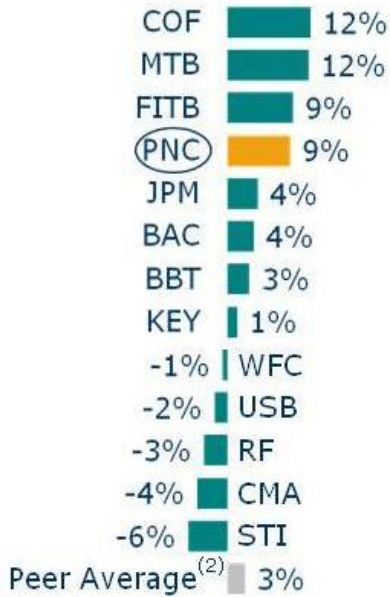
# Well-Positioned to Deliver Long-Term Value



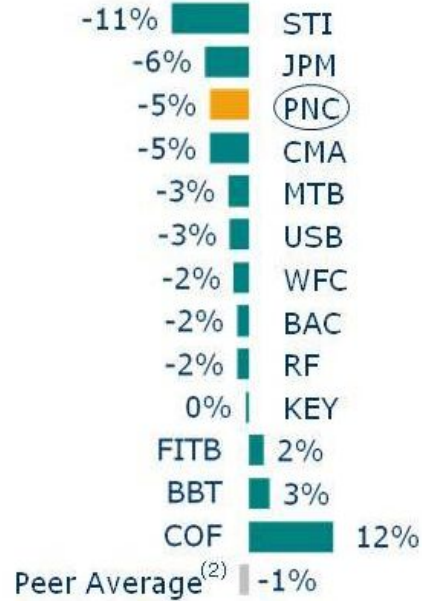
(1) Refer to Cautionary Statement in the Appendix, including economic and other assumptions. Does not take into account impact of potential legal and regulatory contingencies.

# Focused Execution Yielding Results

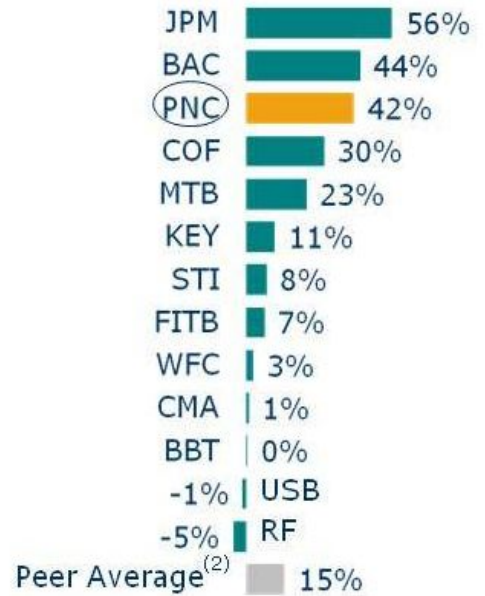
## 1H12-1H13 Revenue growth



## 1H12-1H13 Expense growth



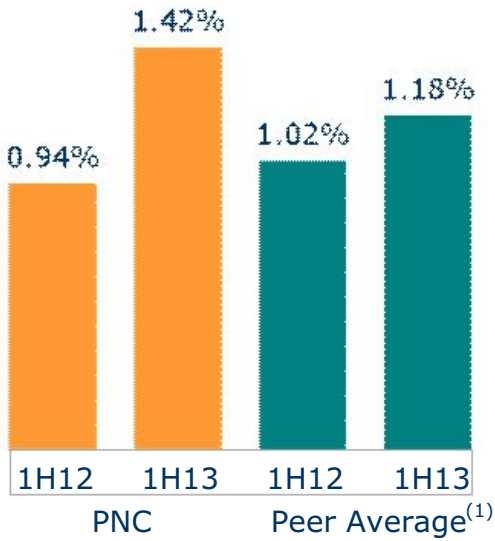
## 1H12-1H13 Pretax Pre-provision earnings growth<sup>(1)</sup>



(1) See Appendix for PNC reconciliation. See Notes 1 and 2 in the Appendix for further details. (2) Peer Source: SNL Datasource. See Note 3 in the Appendix for further details.

# Achieving Higher Returns

Return on average assets



Return on average shareholders' common equity



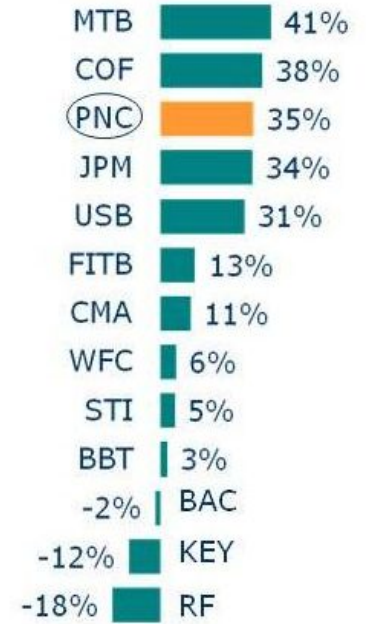
(1) Peer Source: SNL DataSource. See Note 3 in the Appendix for further details.

# Optimizing Returns through the Cycle

## 5 Year BBB Corporate Bond Spreads

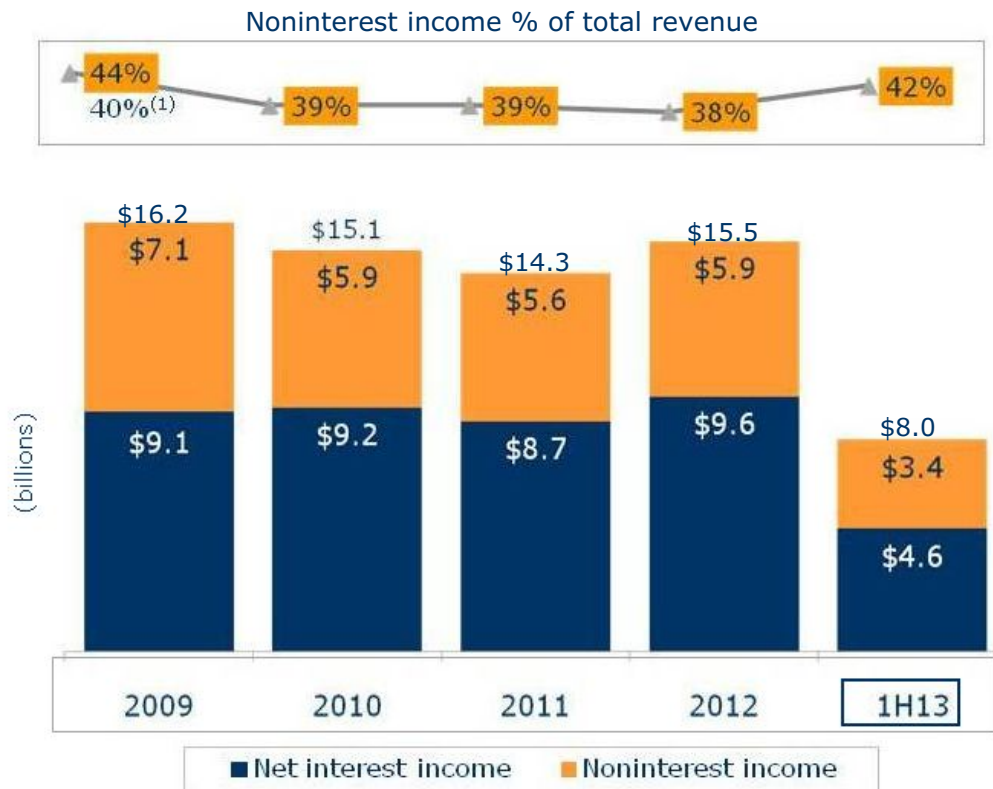


## Growth in Commercial Loans<sup>(2)</sup> (12/31/09 to 6/30/13)



(1) Average is calculated from January 2, 2003 through August 2, 2013. Source: Moody's. (2) PNC's commercial loan balance includes commercial, commercial real estate and equipment lease financing. Peer Source: SNL Datasource except BBT, BAC, COF and JPM, which are from company reports. JPM and COF loan growth reflects commercial banking segment reported in company reports. BAC loan growth reflects U.S. commercial loan balances only, as reported in its company report.

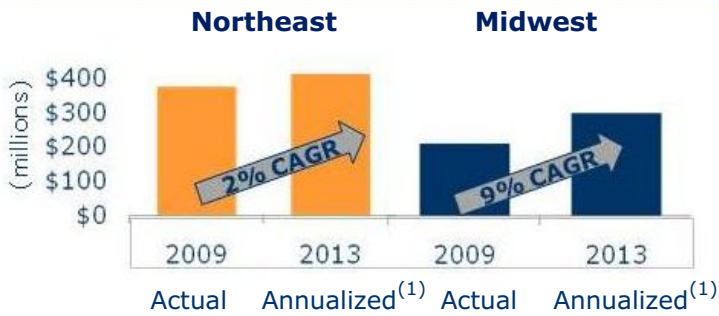
# Investing in Opportunities to Grow Fee Income



(1) Noninterest income percentage of total revenue adjusted for pre-tax gain of \$1.076 billion related to BlackRock's acquisition of Barclays Global Investors on December 1, 2009. See Appendix for reconciliation.

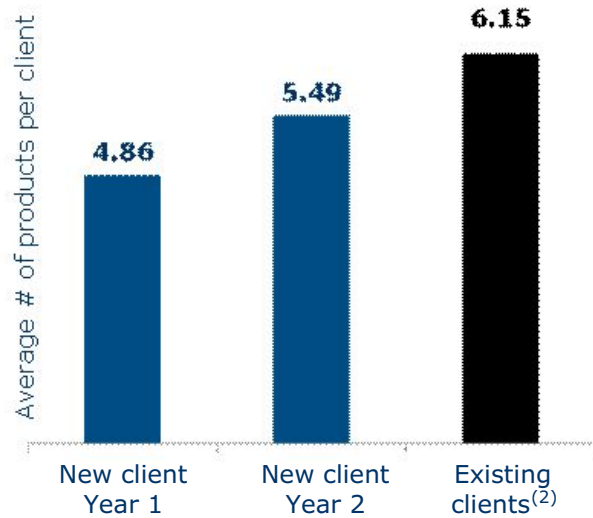
# Deeper Penetration and Cross-sell in Underpenetrated Markets

## Total Corporate Banking and AMG sales

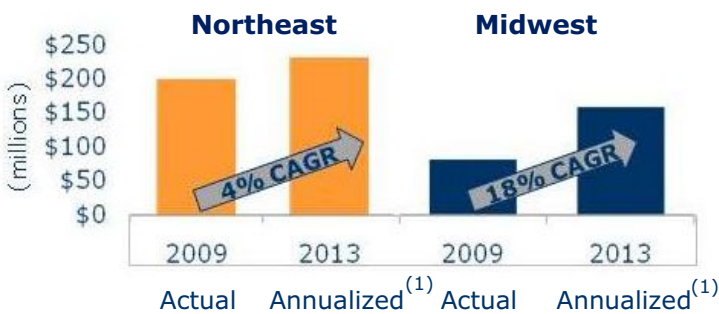


## Leveraging cross-sell opportunity

### Product Growth New Corporate Banking Primary Clients



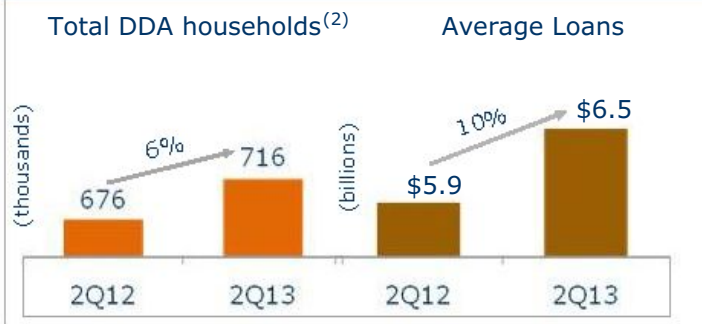
## Total Corporate Banking and AMG cross-sales



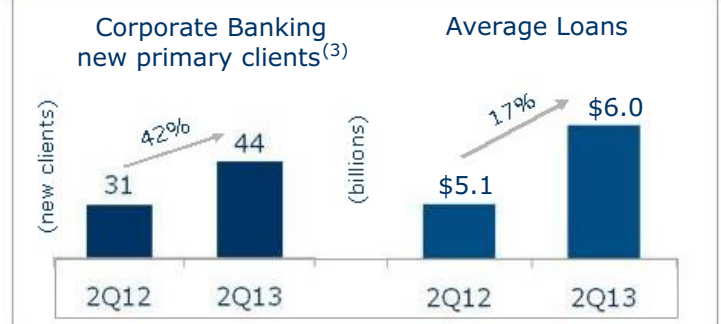
AMG refers to Asset Management Group. (1) 2013 sales and cross-sales through June 30, 2013 annualized. (2) Represents PNC's Corporate Banking clients excluding new clients of less than three years as of 12/31/12. A Corporate Banking primary client is defined as a corporate banking relationship with annual revenue generation of \$50,000 or more or, within corporate banking, a commercial banking client relationship with annual revenue generation of \$10,000 or more.

# Building Momentum in Southeast Markets<sup>(1)</sup>

## Retail Banking



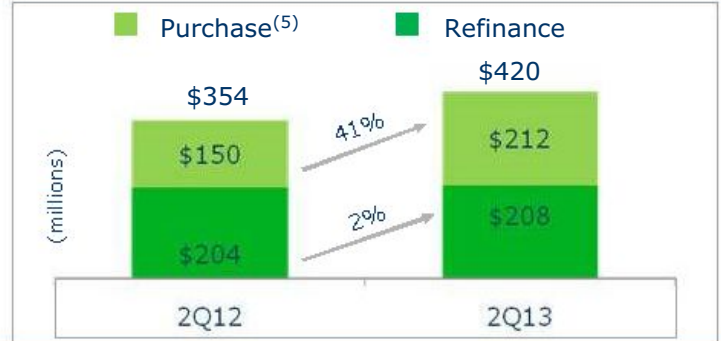
## Corporate & Institutional Banking



## Asset Management Group



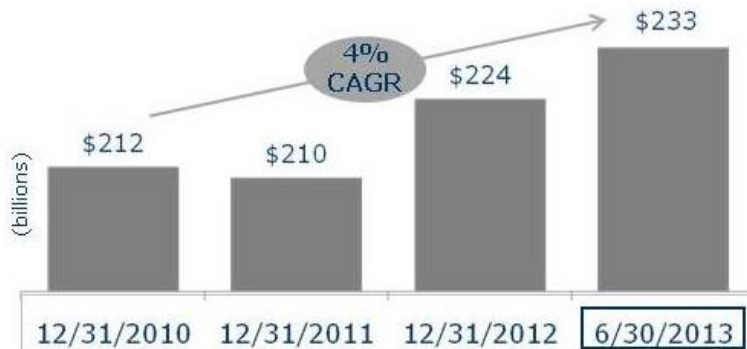
## Residential Mortgage



(1) Southeast markets defined as Alabama, Georgia, North Carolina, South Carolina, Florida West, Florida. (2) Total DDA households refers to consumer accounts. (3) A Corporate Banking primary client is defined as a corporate banking relationship with annual revenue generation of \$50,000 or more or, within corporate banking, a commercial banking client relationship with annual revenue generation of \$10,000 or more. (4) Asset Management Group primary client is defined as a client relationship with annual revenue generation of \$10,000 or more. (5) A mortgage with a borrower as part of a residential real estate purchase transaction.

# Capturing More Investable Assets

## AMG - Assets Under Administration (AUA)



## Retail Banking - Brokerage Managed Account Assets



## Highlights

### AMG

- ▶ AUA increased 4% from 12/31/12 to 6/30/13
- ▶ Core net flows<sup>(1)</sup> of \$2.1 billion in Discretionary AUM in 1H13 and \$4.5 billion over last four quarters
- ▶ Fees accelerating with core net flows and new business

### Retail Banking Brokerage

- ▶ Continued momentum in asset growth
  - Managed Account assets increased 39% through 1H13 when compared to 1H12
  - Total Brokerage account assets of \$39 billion up 8% at end of 2Q13 compared to end of 2Q prior year

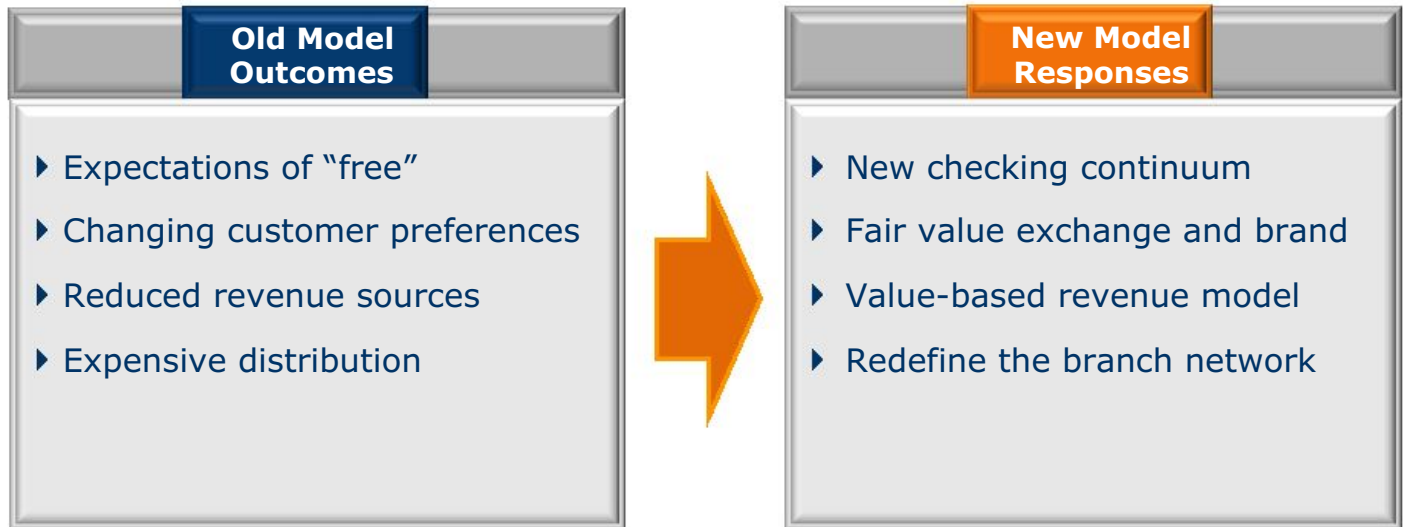
AMG refers to Asset Management Group. AUM refers to assets under management. (1) After adjustment to total net flows for cyclical client activities.





# Transforming our Retail Banking Model

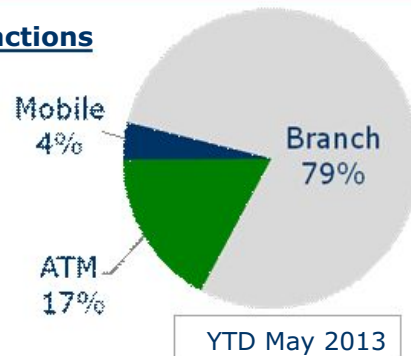
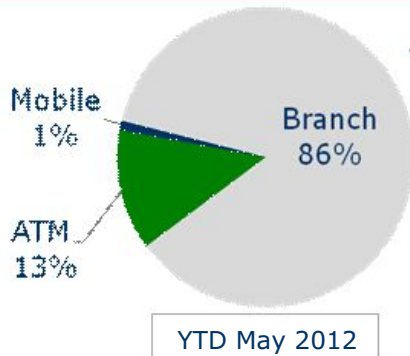
Transitioning model based on innovation and premium value



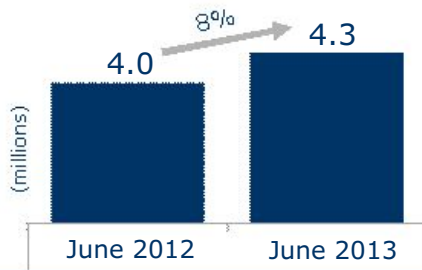
# Retail Banking – Redefining the Branch Network

Successfully migrating customers to self-service – ATM/Mobile usage increasing

## Total deposit transactions

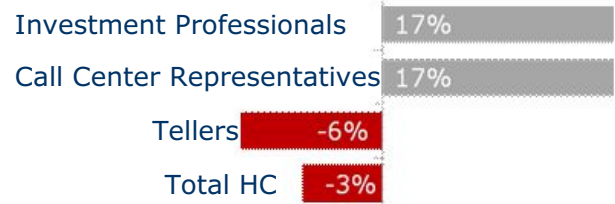


## Active online banking customers



## Retail Banking Headcount (HC) 6 month change

(Dec. 2012 vs. Jun. 2013)



# Retail Banking – Redefining the Branch

## Investing in technology



### ▶ Current technology initiatives

- Video advisor
- Video wall
- Employee tablet
- Deposit easy ATMs

### ▶ New branch formats

- Flexible spaces
- New sales and services focus

### ▶ Future technology initiatives

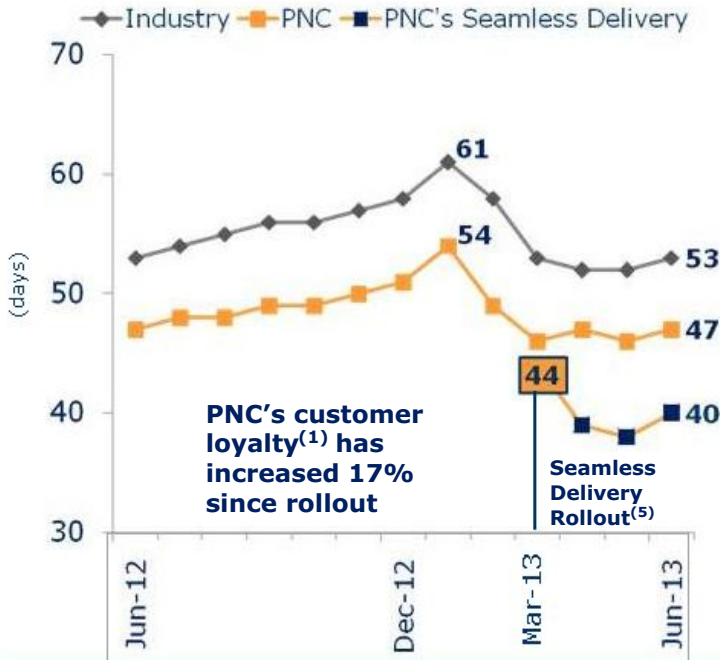
- Assisted ATM
- Instant card issuance
- Video teller
- Mobile tablet account opening

- ▶ Proprietary, joint research – PNC Financial Innovation Center with Carnegie Mellon University

# Building a Stronger Residential Mortgage Banking Business

## Improving operational excellence and customer experience

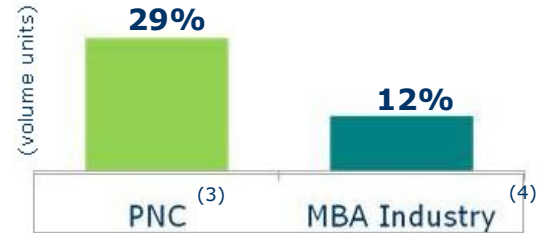
### Purchase Applications to Close Date



## Grow the Purchase business

### Purchase<sup>(2)</sup> Applications

(2Q13 vs. 2Q12)



### Origination Volume



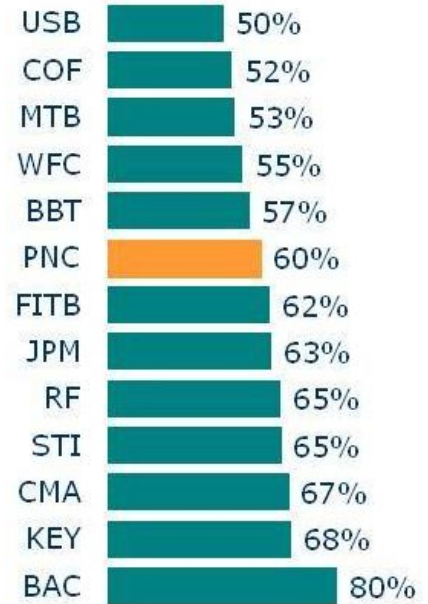
(1) See Note 4 in Appendix for additional details on PNC's mortgage origination customer loyalty. (2) A mortgage with a borrower as part of a residential real estate purchase transaction. (3) PNC Purchase Applications Source: Mortgage Finance data warehouse. (4) Mortgage Bankers Association (MBA) Purchase Applications Source: Monthly profile of state and national mortgage activity (June 2012, June 2013) publications. (5) Impact on the majority of Purchase applications to close date since seamless delivery program rollout began in March 2013.

# Executing on our Expense Objectives

## Noninterest expense trend



## 1H13 Efficiency<sup>(1)</sup> ratio



(1) Noninterest expense divided by total revenue.

# Stronger Capital and Increased Value

## Tier 1 Common Capital Ratio



## Tangible Book Value Per Share<sup>(3)</sup>



(1) See Note 5 in the Appendix for further details. (2) Estimated without benefit of phase-ins; estimate not provided for 2Q'12 or 3Q'12. Pending completion of PNC's evaluation of the Basel III final rules adopted in July 2013, estimates based on our understanding of the prior U.S. Basel III rule proposals issued in 2012. We do not believe the changes in the final rules from the proposals will negatively impact our common capital ratio. See Estimated Pro forma Basel III Tier 1 Common Capital and related information in the Appendix for further details.  
 (3) Peer source: SNL Datasource. See Note 6 and PNC reconciliation in Appendix for further details.



## Key Take-Aways

- ▶ Enhancing shareholder value through focused execution of strategic priorities
- ▶ Demonstrated progress on strategic priorities
- ▶ Stronger capital position – greater flexibility for capital returns

PNC Is Well-Positioned to Continue to Create Shareholder Value.

# Cautionary Statement Regarding Forward-Looking Information

Appendix

This presentation includes "snapshot" information about PNC used by way of illustration and is not intended as a full business or financial review. It should not be viewed in isolation but rather in the context of all of the information made available by PNC in its SEC filings.

We also make statements in this presentation, and we may from time to time make other statements, regarding our outlook for earnings, revenues, expenses, capital levels and ratios, liquidity levels, asset levels, asset quality, financial position, and other matters regarding or affecting PNC and its future business and operations that are forward-looking statements within the meaning of the Private Securities Litigation Reform Act. Forward-looking statements are typically identified by words such as "believe," "plan," "expect," "anticipate," "see," "look," "intend," "outlook," "project," "forecast," "estimate," "goal," "will," "should" and other similar words and expressions. Forward-looking statements are subject to numerous assumptions, risks and uncertainties, which change over time.

Forward-looking statements speak only as of the date made. We do not assume any duty and do not undertake to update forward-looking statements. Actual results or future events could differ, possibly materially, from those anticipated in forward-looking statements, as well as from historical performance.

Our forward-looking statements are subject to the following principal risks and uncertainties.

•Our businesses, financial results and balance sheet values are affected by business and economic conditions, including the following:

- Changes in interest rates and valuations in debt, equity and other financial markets.
- Disruptions in the liquidity and other functioning of U.S. and global financial markets.
- The impact on financial markets and the economy of any changes in the credit ratings of U.S. Treasury obligations and other U.S. government-backed debt, as well as issues surrounding the level of U.S. and European government debt and concerns regarding the creditworthiness of certain sovereign governments, supranationals and financial institutions in Europe.
- Actions by the Federal Reserve, U.S. Treasury and other government agencies, including those that impact money supply and market interest rates.
- Changes in customers', suppliers' and other counterparties' performance and creditworthiness.
- Slowing or reversal of the current moderate economic expansion.
- Continued effects of aftermath of recessionary conditions and uneven spread of positive impacts of recovery on the economy and our counterparties, including adverse impacts on levels of unemployment, loan utilization rates, delinquencies, defaults and counterparty ability to meet credit and other obligations.
- Changes in customer preferences and behavior, whether due to changing business and economic conditions, legislative and regulatory initiatives, or other factors.

•Our forward-looking financial statements are subject to the risk that economic and financial market conditions will be substantially different than we are currently expecting. These statements are based on our current view that the moderate U.S. economic expansion will persist, despite drags from Federal fiscal restraint and a European recession, and short-term interest rates will remain very low but bond yields will be higher in the second half of 2013. These forward-looking statements also do not, unless otherwise indicated, take into account the impact of potential legal and regulatory contingencies.



# Cautionary Statement Regarding Forward-Looking Information (continued)

Appendix

- PNC's ability to take certain capital actions, including paying dividends and any plans to increase common stock dividends, repurchase common stock under current or future programs, or issue or redeem preferred stock or other regulatory capital instruments, is subject to the review of such proposed actions by the Federal Reserve as part of PNC's comprehensive capital plan for the applicable period in connection with the regulators' Comprehensive Capital Analysis and Review (CCAR) process and to the acceptance of such capital plan and non-objection to such capital actions by the Federal Reserve.

- PNC's regulatory capital ratios in the future will depend on, among other things, the company's financial performance, the scope and terms of final capital regulations then in effect (particularly those implementing the Basel Capital Accords), and management actions affecting the composition of PNC's balance sheet. In addition, PNC's ability to determine, evaluate and forecast regulatory capital ratios, and to take actions (such as capital distributions) based on actual or forecasted capital ratios, will be dependent on the ongoing development, validation and regulatory approval of related models.

- Legal and regulatory developments could have an impact on our ability to operate our businesses, financial condition, results of operations, competitive position, reputation, or pursuit of attractive acquisition opportunities. Reputational impacts could affect matters such as business generation and retention, liquidity, funding, and ability to attract and retain management. These developments could include:

- Changes resulting from legislative and regulatory reforms, including major reform of the regulatory oversight structure of the financial services industry and changes to laws and regulations involving tax, pension, bankruptcy, consumer protection, and other industry aspects, and changes in accounting policies and principles. We will be impacted by extensive reforms provided for in the Dodd-Frank Wall Street Reform and Consumer Protection Act (the "Dodd-Frank Act") and otherwise growing out of the recent financial crisis, the precise nature, extent and timing of which, and their impact on us, remains uncertain.
- Changes to regulations governing bank capital and liquidity standards, including due to the Dodd-Frank Act and to Basel-related initiatives.
- Unfavorable resolution of legal proceedings or other claims and regulatory and other governmental investigations or other inquiries. In addition to matters relating to PNC's business and activities, such matters may include proceedings, claims, investigations, or inquiries relating to pre-acquisition business and activities of acquired companies, such as National City. These matters may result in monetary judgments or settlements or other remedies, including fines, penalties, restitution or alterations in our business practices, and in additional expenses and collateral costs, and may cause reputational harm to PNC.
- Results of the regulatory examination and supervision process, including our failure to satisfy requirements of agreements with governmental agencies.
- Impact on business and operating results of any costs associated with obtaining rights in intellectual property claimed by others and of adequacy of our intellectual property protection in general.

# Cautionary Statement Regarding Forward-Looking Information (continued)

Appendix

•Business and operating results are affected by our ability to identify and effectively manage risks inherent in our businesses, including, where appropriate, through effective use of third-party insurance, derivatives, and capital management techniques, and to meet evolving regulatory capital standards. In particular, our results currently depend on our ability to manage elevated levels of impaired assets.

•Business and operating results also include impacts relating to our equity interest in BlackRock, Inc. and rely to a significant extent on information provided to us by BlackRock. Risks and uncertainties that could affect BlackRock are discussed in more detail by BlackRock in their SEC filings.

•We grow our business in part by acquiring from time to time other financial services companies, financial services assets and related deposits and other liabilities. Acquisition risks and uncertainties include those presented by the nature of the business acquired, including in some cases those associated with our entry into new businesses or new geographic or other markets and risks resulting from our inexperience in those new areas, as well as risks and uncertainties related to the acquisition transactions themselves, regulatory issues, and the integration of the acquired businesses into PNC after closing.

•Competition can have an impact on customer acquisition, growth and retention and on credit spreads and product pricing, which can affect market share, deposits and revenues. Industry restructuring in the current environment could also impact our business and financial performance through changes in counterparty creditworthiness and performance and in the competitive and regulatory landscape. Our ability to anticipate and respond to technological changes can also impact our ability to respond to customer needs and meet competitive demands.

•Business and operating results can also be affected by widespread natural and other disasters, dislocations, terrorist activities or international hostilities through impacts on the economy and financial markets generally or on us or our counterparties specifically.

We provide greater detail regarding these as well as other factors in our 2012 Form 10-K and 2013 Form 10-Qs, including in the Risk Factors and Risk Management sections and the Legal Proceedings and Commitments and Guarantees Notes of the Notes To Consolidated Financial Statements in those reports, and in our subsequent SEC filings. Our forward-looking statements may also be subject to other risks and uncertainties, including those we may discuss elsewhere in this presentation or in SEC filings, accessible on the SEC's website at [www.sec.gov](http://www.sec.gov) and on our corporate website at [www.pnc.com/secfilings](http://www.pnc.com/secfilings). We have included these web addresses as inactive textual references only. Information on these websites is not part of this document.

Any annualized, proforma, estimated, third party or consensus numbers in this presentation are used for illustrative or comparative purposes only and may not reflect actual results. Any consensus earnings estimates are calculated based on the earnings projections made by analysts who cover that company. The analysts' opinions, estimates or forecasts (and therefore the consensus earnings estimates) are theirs alone, are not those of PNC or its management, and may not reflect PNC's or other company's actual or anticipated results.

## Explanatory Notes

- (1) Pretax pre-provision earnings is defined as total revenue less noninterest expense. We believe that pretax pre-provision earnings, a non-GAAP measure, is useful as a tool to help evaluate the ability to provide for credit costs through operations.
- (2) Pretax earnings is defined as income before income taxes and noncontrolling interests.
- (3) Peer Average refers to average of the peers listed in the table on Slide 6 and Slide 28.
- (4) Originations customer loyalty three month rolling average. Measure of customer loyalty based on survey responses of customers who have recently closed a loan with PNC, and their responses to three questions: Overall satisfaction, likelihood to recommend, likelihood to use again. Responses are given a rating of 1-5 (5 being the best) and all 5s are considered to be a "loyal customer".
- (5) Basel I Tier 1 common capital ratio is period-end Basel I Tier 1 common capital divided by period-end Basel I risk-weighted assets.
- (6) Tangible book value per share calculated as book value per share less intangible assets other than servicing rights. Peer source: SNL Datasource. PNC's book value per share was \$43.60 and \$68.46 at 12/31/07 and 6/30/13, respectively. See Appendix, Slide 27 for PNC reconciliation.

# Estimated Pro forma Basel III Tier 1 Common Capital

Appendix

We provide information below regarding PNC's pro forma fully phased-in Basel III Tier 1 common capital ratio using PNC's estimated Basel III advanced approaches risk-weighted assets and how it differs from the Basel I Tier 1 common capital ratio. This Basel III ratio will replace the current Basel I ratio for Tier 1 common capital when PNC exits the parallel run qualification phase. The Federal Reserve Board announced final rules implementing Basel III on July 2, 2013. PNC continues its evaluation of these rules. Pending completion of that evaluation, we have estimated our Basel III capital information set forth below based on our understanding of the prior U.S. Basel III rule proposals issued in 2012.

## Basel I Tier 1 Common Capital Ratio

<i>Dollars in millions</i>	June 30, 2013	March 31, 2013	December 31, 2012
Basel I Tier 1 common capital	\$26,668	\$25,680	\$24,951
Basel I risk-weighted assets, including off-balance sheet instruments and market risk equivalent assets	264,750	261,491	260,847
Basel I Tier 1 common capital ratio	10.1%	9.8%	9.6%

Tier 1 common capital as defined under the Basel III rules differs materially from Basel I. For example, under Basel III, significant common stock investments in unconsolidated financial institutions, mortgage servicing rights and deferred tax assets must be deducted from capital to the extent they individually exceed 10%, or in the aggregate exceed 15%, of the institution's adjusted Tier 1 common capital. Also, Basel I regulatory capital excludes certain other comprehensive income related to both available for sale securities and pension and other postretirement plans, whereas under Basel III these items are a component of PNC's capital. Basel III risk-weighted assets were estimated under the advanced approaches included in the Basel III proposed rules and application of Basel II.5, and reflect credit, market and operational risk.

PNC utilizes this capital ratio estimate to assess its Basel III capital position (without the benefit of phase-ins), including comparison to similar estimates made by other financial institutions. This Basel III capital estimate is likely to be impacted by PNC's ongoing analysis of the recently issued Basel III final rules and the ongoing evolution, validation and regulatory approval of PNC's models integral to the calculation of advanced approaches risk-weighted assets.

## Estimated Pro forma Basel III Tier 1 Common Capital Ratio

<i>Dollars in millions</i>	June 30, 2013	March 31, 2013	December 31, 2012
Basel I Tier 1 common capital	\$26,668	\$25,680	\$24,951
Less regulatory capital adjustments:			
Basel III quantitative limits	(2,224)	(2,076)	(2,330)
Accumulated other comprehensive income (a)	(241)	289	276
All other adjustments	(283)	(367)	(396)
Estimated Basel III Tier 1 common capital	\$23,920	\$23,526	\$22,501
Estimated Basel III risk-weighted assets	290,838	293,810	301,006
Pro forma Basel III Tier 1 common capital ratio	8.2%	8.0%	7.5%

(a) Represents net adjustments related to accumulated other comprehensive income for available for sale securities and pension and other postretirement benefit plans.

# Non-GAAP to GAAP Reconciliation

Appendix

<i>In millions</i>	For the six months ended		
	June 30, 2013	June 30, 2012	% Change
Net interest income	\$4,647	\$4,817	
Noninterest income	<u>\$3,372</u>	<u>\$2,538</u>	
Total revenue	\$8,019	\$7,355	
Noninterest expense	<u>(\$4,830)</u>	<u>(\$5,103)</u>	
Pretax pre-provision earnings	\$3,189	\$2,252	42%
Net income	\$2,127	\$1,357	57%

See Notes 1 and 2 on Slide 24.

<i>In millions</i>	For the year ended	
	December 31, 2009	
Total noninterest income, as reported	\$7,145	
Total revenue, as reported	\$16,228	
Adjustments:		
Pretax gain related to BlackRock's acquisition of Barclays Global Investors on December 1, 2009	\$1,076	
Total noninterest income, as adjusted	\$6,069	
Total revenue, as adjusted	\$15,152	
Total noninterest income to total revenue, as reported	44%	
Total noninterest income to total revenue, as adjusted	40%	

PNC believes that information adjusted for the impact of certain items may be useful to help evaluate the impact of those items on our operations.

# Non-GAAP to GAAP Reconciliation

Appendix

<i>In millions except per share data</i>	As of		% Change
	Dec. 31, 2007	June 30, 2013	
Common shareholders' equity	\$14,847	\$36,347	
Common shares outstanding	341	531	
Book value per common share	\$43.60	\$68.46	57%
Goodwill and other intangible assets other than servicing rights (1)	\$8,850	\$9,727	
Common shareholders' equity less intangible assets	\$5,997	\$26,620	
Common shares outstanding	341	531	
Tangible book value per common share	\$17.59	\$50.13	185%

(1) Servicing rights were \$701 million and \$1,501 million at December 31, 2007 and June 30, 2013, respectively.

PNC believes that tangible book value per common share, a non-GAAP measure, is useful as a tool to help better evaluate growth of a company's business apart from the amount, on a per share basis, of intangible assets other than servicing rights included in book value per common share.

The PNC Financial Services Group, Inc.	PNC
BB&T Corporation	BBT
Bank of America Corporation	BAC
Capital One Financial, Inc.	COF
Comerica Inc.	CMA
Fifth Third Bancorp	FITB
JPMorgan Chase	JPM
KeyCorp	KEY
M&T Bank	MTB
Regions Financial Corporation	RF
SunTrust Banks, Inc.	STI
U.S. Bancorp	USB
Wells Fargo & Co.	WFC